






Lots/Acreage - Presque Isle, WI




8040 NORDIC DR, Presque Isle, WI, 54557

Offered at \$274,000

Gorgeous Presque Isle Lake Lot! 257.88 feet sand frontage with 2.31 private wooded acres is the setting for your 'up north' home! Located on a no-through road yet with easy access to a County Hwy! Presque Isle lake is a full-rec lake with 1260 acres of gin clear water and depths up to 80 feet; part of the 3 Lake Presque Isle Chain which also includes Van Vliet and Averil Lakes! Superb location close to snowmobile trails, 20 minutes to the UP MI Ski Hills and 10- minutes to the new Win-Man mountain biking, hiking, fat tire bike and snow shoe trails! Wisconsin's Last Wilderness is waiting for you!

 0 Bedrooms
 0 Bathrooms
 0 sqft
 2.31 acres (lot size)
 Built: Unknown year



Scan above on mobile device
for directions to this listing

Assist2Sell
info@assist2sell.com

Assist2Sell

All information deemed reliable but not guaranteed. If your property is currently listed this is not meant as a solicitation.
©2019 Assist2Sell.com - Licensed according to agreed upon terms and conditions. This listing is courtesy of Redman Realty Group, LLC



<https://assist2sell.com/listing/8040-nordic-dr-presque-isle-wi-54557/3yd-gnmlswi-181113>